
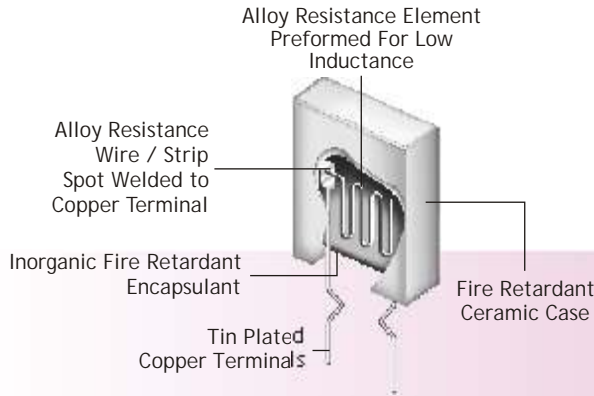


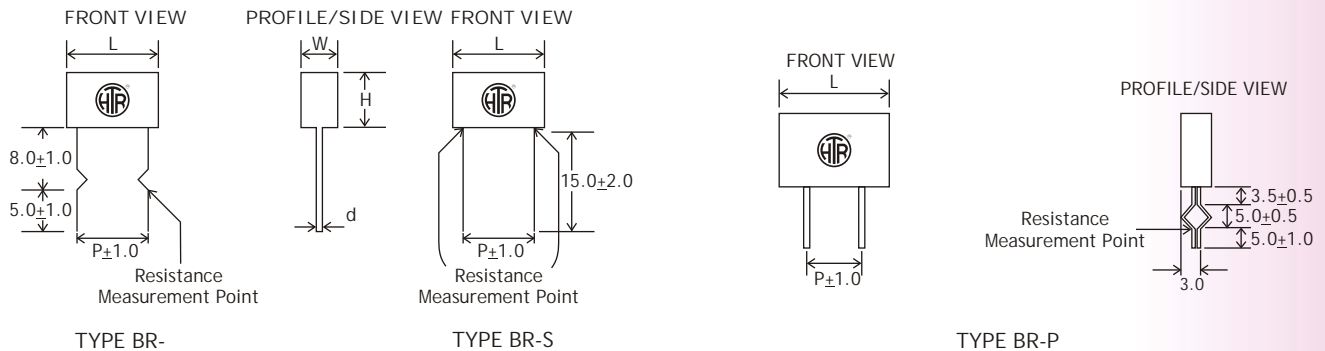


# BR SERIES CERAMIC ENCASED

Slim Type Metal Plate Type Low Inductance



## PHYSICAL CONFIGURATION



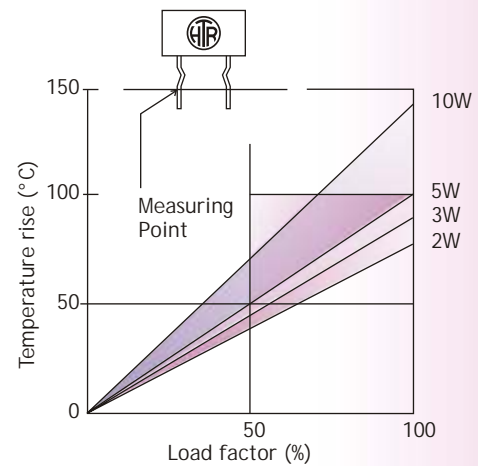
HTR TYPE	POWER RATING at 70°C	DIMENSIONS (mm)					RESISTANCE RANGE		TYPICAL WT. PER PC [gms]
		L ±1	W ±1	H ±1	d ±0.05	P ±1	min	max	
BR-2	2W	14.0	4.5	8.5	0.6/0.8	9.0	R10	R68	1.5
BR-3	3W	15.0	5.0	13.0	0.6/0.8	9.0	R10	R68	2.2
BR-5	5W	15.0	5.0	18.0	0.6/0.8	9.0	R10	1R0	3.4
BR-10	10W	26.5	5.0	18.0	0.8	20.0	R10	1R2	6.4

Notes : These resistors are available in a choice of 3 mounting configurations to suit the varied needs of different circuit designers.  
 Type BR- and BR- P are 2 different preforming styles.  
 Type BR- S has straight leads - MPC style and can be mounted flush with the PCB for rigid mounting.  
 The measurement point at which the resistance value must be checked is clearly indicated in the diagram given above.  
 The resistance values must be checked using 4½ digit micro ohm meter with four wire system and insulated clips.

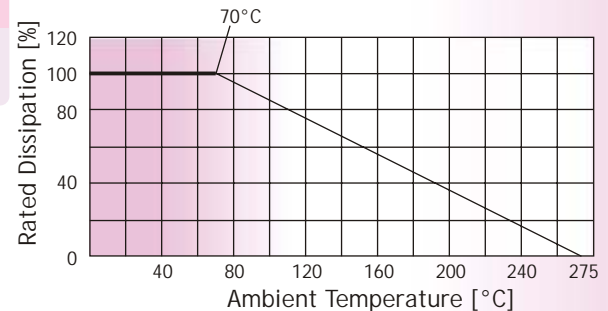
## ELECTRICAL AND ENVIRONMENTAL CHARACTERISTICS / DATA

Test	Performance Requirements
Resistance tolerance	$\pm 10\%$ [K]; $\pm 5\%$ [J]
Rated ambient temperature [ see derating curve]	at 70°C full power dissipation
Dielectric withstanding voltage	Max. $R \pm [2\% \pm R05]$
Insulation resistance	$> 1000 M$ [minimum]
Temperature co-efficient	$\pm 350$ ppm/°C
Temperature rise	Refer temperature rise chart
Short time overload	Max $R \pm 2\%$
Moisture Resistance	Max $R \pm 3\%$
Load life	Max $R \pm 5\%$
Ambient operating temperature range.	-40°C to +155°C
Flame test met	UL Specifications have been satisfactorily

Temperature rise chart



DERATING CURVE

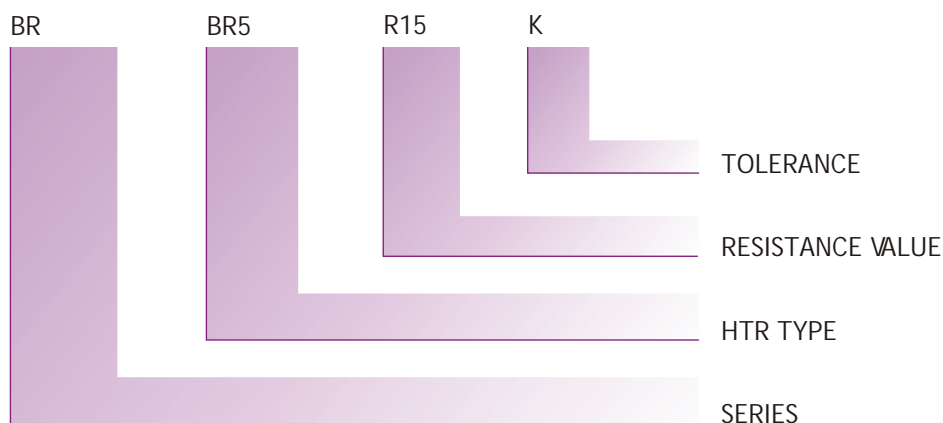


## TYPICAL APPLICATION

These low inductance and flame retardant resistors have evolved to become cost effective solutions for applications like the protection of the output transistor in audio visual equipment and current sensing in switching and linear power supplies. By providing low resistance value coupled with low inductance, the switching distortion with high frequency which affects the sound quality of audio equipment is minimised. The very nature of it's size and construction makes the BR series thin and light weight which translates into the saving of PCB space.

Note : Due to recent technological advances, the ceramic cases used may be steatite ceramic or corderite ceramic or high alumina ceramic depending on the nature of the application. Hence the ceramic cases may be off-white or variations of brown and variations of grey; colours which are inherent to these ceramic materials.

## ORDERING INFORMATION



Note : Types BR-2, 3 and 5 are available with choice of lead diameters - 0.6mm or 0.8mm. If this is not specified at the time of ordering, the device will be supplied with 0.8mm diameters leads.